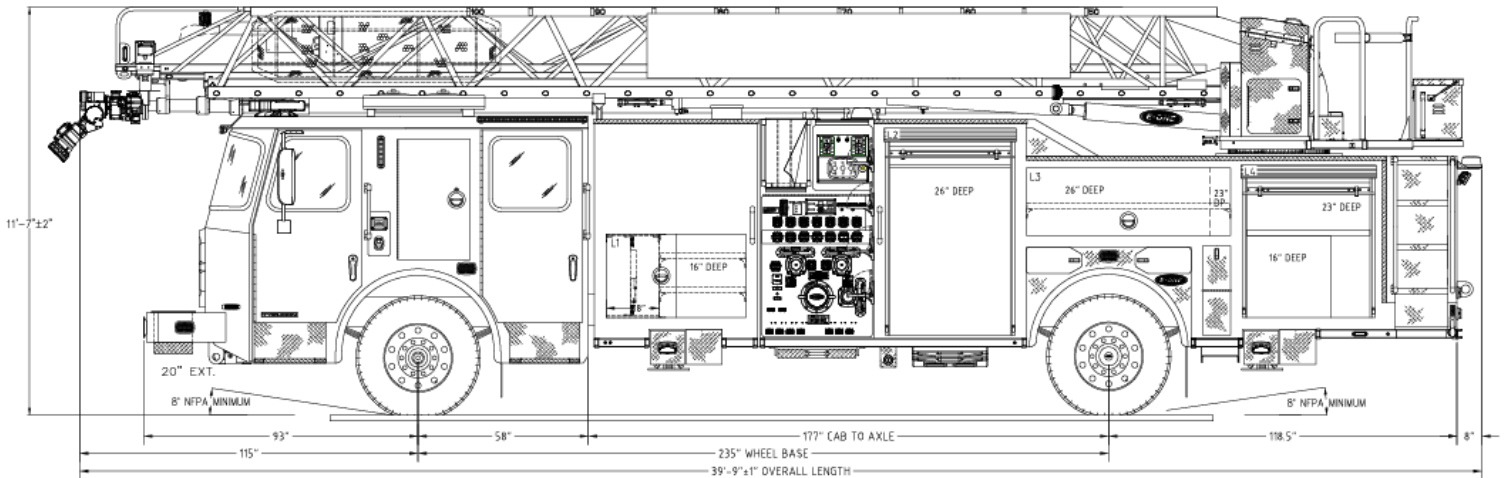




MEADOWLANDS, NJ

E-ONE SELECT SERIES METRO 100 QUINT

Truck # 148467



CHASSIS

- Typhoon® 58" extruded aluminum cab with severe duty interior
- Cummins® X12 500 HP engine with Jacobs® compression brake and Allison® EVS4000 transmission
- Alcoa® aluminum wheels, Michelin® 425 front tires and 315 rear tires with all-weather tread
- Integral torque box frame with zinc flame spray coating
- Severe duty 20" extended front bumper with center hose tray, 1.5" Pre-connect

PUMP & PLUMBING

- Hale® DSD 1500 GPM pump with FRC® TGA400 pressure governor
- Triple crosslay with storage pan
- Akron® valves with stainless steel manifolds and piping
- 470 Gallon UPF Poly water tank

e-one.com

BODY FEATURES

- Extruded aluminum body with SideStacker™ hose bed
- Full height rescue style driver and forward officer side compartments and enclosed wheel well storage for (8) SCBA bottles
- Rear tunnel with 127' of ground ladders and (4) pike poles
- 470 Gallon UPF Poly water tank

ELECTRIC & WARNING

- Weldon® V-MUX® Multiplex electrical system, Safety Vision® rear camera
- Vehicle data recorder with CrewGuard™ occupant detection
- Whelen® Mini-Freedom® IV LED light bars, warning light systems
- Federal Signal® Q2B siren, Whelen® 295SLSA1 siren and (2) Federal Signal® ES100 speakers.
- TechNiq® E45 LED compartment lights, FireTech® 75" 12V LED front brow light, (2) FireTech® 35" 12V LED scene lights.

AERIAL FEATURES

- Welded extruded aluminum construction
- Crisscross underslung outriggers (11' jack spread)
- 500 lb tip load + 75 lbs. equipment
- Advanced Aerial Control System with pump panel control station
- TFT® Flex™ pinnable monitor with 1500 GPM nozzle and 2.5" discharge (VUM)
- Whelen® ION-T LED warning lights, FireTech® LED lights at tip, LED ladder climbing lights and FRC® ACT 3-way intercom.
- Lifting eyes, axe and pike pole at tip, turntable saw box and brackets for stokes basket and 14' roof ladder on base.



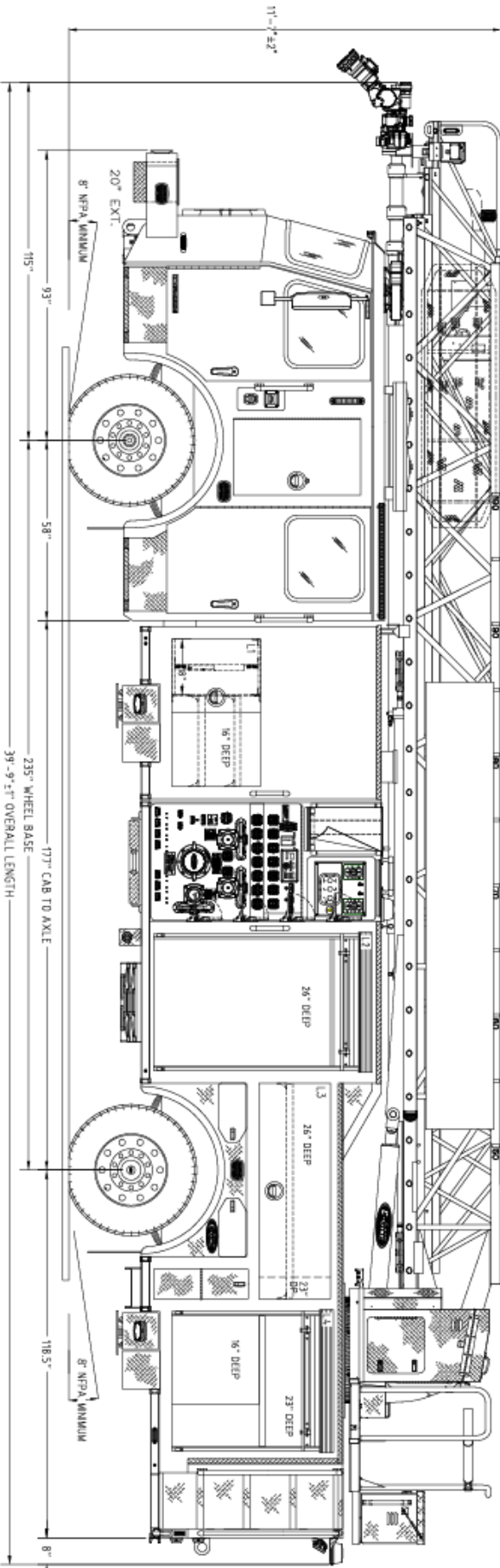
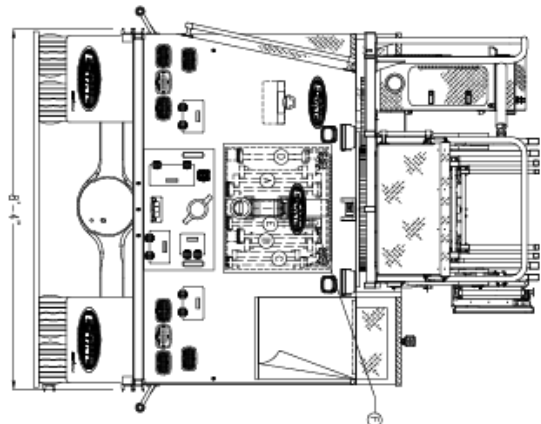
NEW JERSEY SPORTS & EXPOSITION AUTH EAST RUTHERFORD, NJ

S. 0.148467 / Q1368860
AERIAL BODY W/ SIDE STACKER HOSEBED
E-ONE TYPHOON CHASSIS
HR100 LADDER

THIS DRAWING IS FOR REFERENCE PURPOSES. ALL DIMENSIONS ARE SUBJECT TO MINOR VARIATIONS DUE TO MANUFACTURING PROCESSES.

SCALE: APPROVAL _____ DATE _____ CLASS IS _____
CUSTOMER APPROVAL _____ DATE _____ WITH REVISIONS _____

1500 GPM HALE DSD PUMP		HOSE LOAD	
470 GALLON WATER TANK		NFPA COMPLIANCE	
COMP.	OPENING	INTERIOR DIMENSION	
L1	47W 28H	47W 28H	16D
L2/R2	42W 60H	44W 134 24D	UPPER LOWER
L3	69W 23H	69W 57H 26D	NOTED
L4	43W 42H	45W 23H 23D	UPPER LOWER
R1	29W 28H	29W 28H	16D
R3	25W 24H	25W 24H	16D
R4	40W 27H	40W 27H	23D
GROUND LADDERS			
ITEM	LADDER LENGTH	MODEL NUMBER	QTY
A	35' 3-SECT.	PEL-35	1
B	28' 2-SECT.	PEL-28	1
C	24' 2-SECT.	PEL-24	1
D	16' ROOF	PRL-16	1
E	14' ROOF	PRL-14	2
F	10' FOLDING	FL-10	1

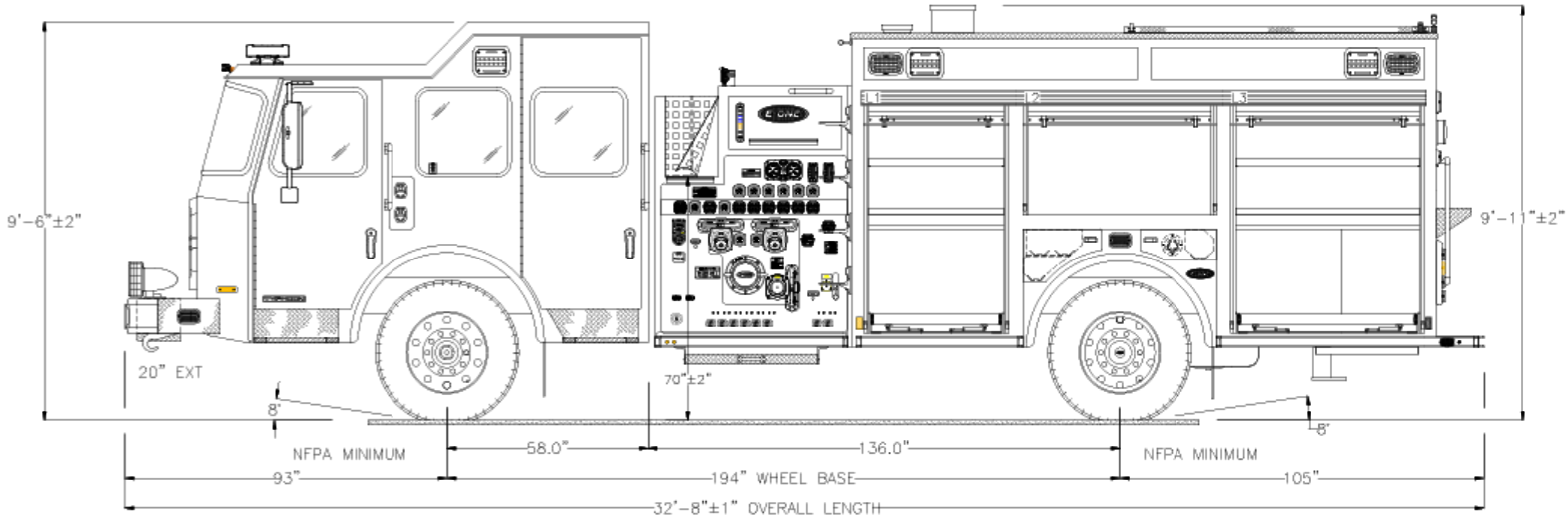




CURRITUCK, NC

E-ONE SELECT SERIES PUMPER

Truck # 146346



CHASSIS

- Typhoon® 58" extruded aluminum cab with severe duty interior
- Cummins® L9 450 HP engine with Jacobs® compression brake and Allison® EVS3000P transmission
- Meritor® FL-941 front axle rated at 18,700 lbs w/ taper leaf spring suspension
- Meritor® RS-25-160 27,000 lb rear axle w/ spring suspension
- Meritor® EX225H 17" disc front and 16.5" x 7" S-cam rear brakes
- 320-amp Leece Neville® alternator with (4) Group 31 1000 CCA batteries
- Accuride® aluminum wheels, Michelin® tires - 385 front and 12R rear with all-weather tread

e-one.com

BODY FEATURES

- Extruded aluminum low hose bed body
- Full height driver and officer side compartments, driver and officer roof top compartments for hard suction storage
- Enclosed wheel well storage for (10) SCBA bottles, R-O-M™ satin roll-up doors.
- Enclosed ladder tunnel for 24', 14', 10' ladders and (2) pike poles.
- 1030 gallon poly tank (1000 Water/30 Foam)

PUMP & PLUMBING

- Hale® Qmax 1500 GPM pump with FRC® PBA500 pressure governor
- (3) 2.5" side panel discharges, 3" side panel discharge, (2) 1.5" crosslay discharges, 1.5" front bumper discharge, 2.5" rear discharge, 2.5" hose bed discharge, 3" deck gun discharge.

ELECTRIC & WARNING

- Weldon® V-MUX® DTD Multiplex electrical system with UltraView™ display, Voyager™ back-up camera.
- Vehicle Data Recorder with CrewGuard™ occupant detection
- Whelen® 72" Freedom IV LED light bar, Whelen® M9 LED upper rear warning lights, Whelen® M6/M2 LED lower level warning lights.
- Federal Signal® PA300 siren, Federal Signal® ES100 speaker and Federal Signal® Q2B siren.
- LED compartment lights, FireTech® 46" 12V LED front brow light, (8) FireTech® FT-GESM 12V LED scene lights.



CURRITUCK COUNTY FIRE EMS CURRITUCK, NC

S.O.146346 / 121787

**PUMPER
TYPHOON 4X2 CHASSIS**

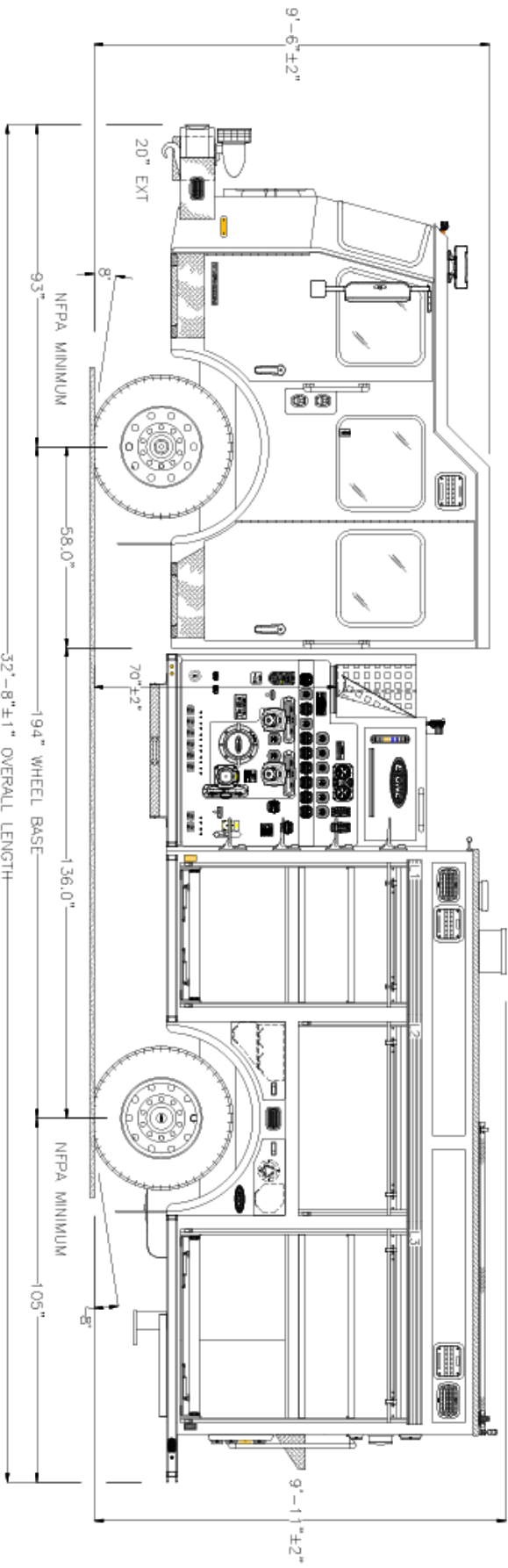
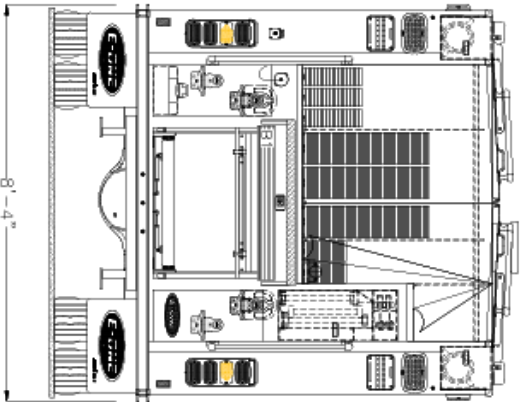
		HOSE LOAD	
1500 GPM HALF QUAY PUMP		400' OF 2.50" DI	
1000 GALLON WATER TANK		1000' OF 2.50" DI	
30 GALLON INTEGRAL CLASS "A" FOAM		200' OF 2.50" DI	
COMP.	OPENING	INTERIOR DIMENSION	
L1/R1	40W 59H	42W	21H
L2/R2	54W 25H	50W	34H
L3/R3	54W 59H	50W	34H
B1	36W 27H	38W	30H
			27D

THE DRAWING IS FOR REFERENCE PURPOSES. ALL DIMENSIONS ARE SUBJECT TO VARIATION DUE TO MANUFACTURING PROCESSES.
FOR INTERNAL USES/PURPOSES ONLY

SCALE: 3/8"=1'-0" DATE: 8/1/18
 EXTERIOR APPROVAL: _____ DATE: _____
 INTERIOR APPROVAL: _____ DATE: _____



HOSEBED HEIGHT:
(FOR REFERENCE ONLY)
TO TALLEST: 36"
TO CROULD: 55.2"

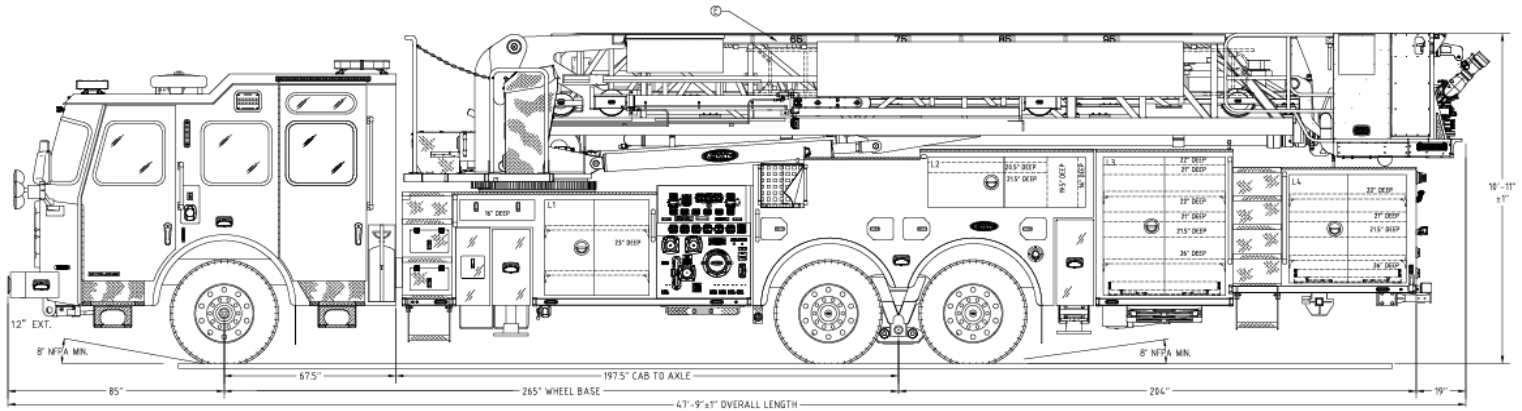




PASCO COUNTY, FL

HP 95 MID-MOUNT PLATFORM

Truck # 146330



CHASSIS

- E-ONE 100" wide Cyclone® 67.5" extruded aluminum cab with severe duty interior
- Cummins® X12 500 HP engine with Jacobs® compression brake and Allison® EVS4000 transmission
- Alcoa® aluminum wheels, Goodyear® 425 front tires and 315 rear tires
- Meritor® RT-58-185 62,000 lb. rear tandem axle with Ridewell® Dynalastic® suspension

PUMP & PLUMBING

- Hale® 8FG 2000 GPM pump with FRC® PBA500 pressure governor
- (3) 2.5" side panel discharges, 4" right side panel discharge with electric valve, 4" waterway discharge with electric valve and (2) 1.5" crosslay discharges.
- Akron® valves with stainless steel manifolds and piping
- 300 Gallon poly water tank

e-one.com

BODY FEATURES

- Extruded aluminum body with raised rear for improved departure angle
- SideStacker™ hose bed with diamond plate cover and side access door
- (8) Enclosed wheel well storage compartments
- Center mounted tunnel with 161' of ground ladders and (6) pike poles

ELECTRIC & WARNING

- Weldon® V-MUX® Multiplex electrical system, Brigade® 360 camera system.
- Vehicle Data Recorder with CrewGuard™ occupant detection
- Whelen CenCom Core® lighting system with Whelen® 72" Freedom IV LED light bar, LED Roto-Ray and Whelen® TAM83S2 directional bar.
- Federal Signal® PA300 siren, (2) ES100 speakers and Q2B siren.

AERIAL FEATURES

- Welded extruded aluminum construction with 2.5 to 1 structural safety factor
- Crisscross underslung with 18' spread (forward), H-Style with 11' 7" spread (rearward)
- Rated capacity: 1,000 lbs. + 305 lbs. equipment
- Advanced Aerial Control System w/ color displays, short jacking and auto leveling system.
- Akron® StreamMaster™ II AVM monitor with 5178 nozzle and (2) 2.5" outlets
- (2) Whelen® M6 LED warning lights, (4) FireTech® 11" 12V LED scene lights, Amdor® Pathfinder LED ladder climbing lights and FRC® ACT 2-way intercom..



PASCO COUNTY FIRE RESCUE LAND O' LAKES, FL

S.O.146330 / Q119144

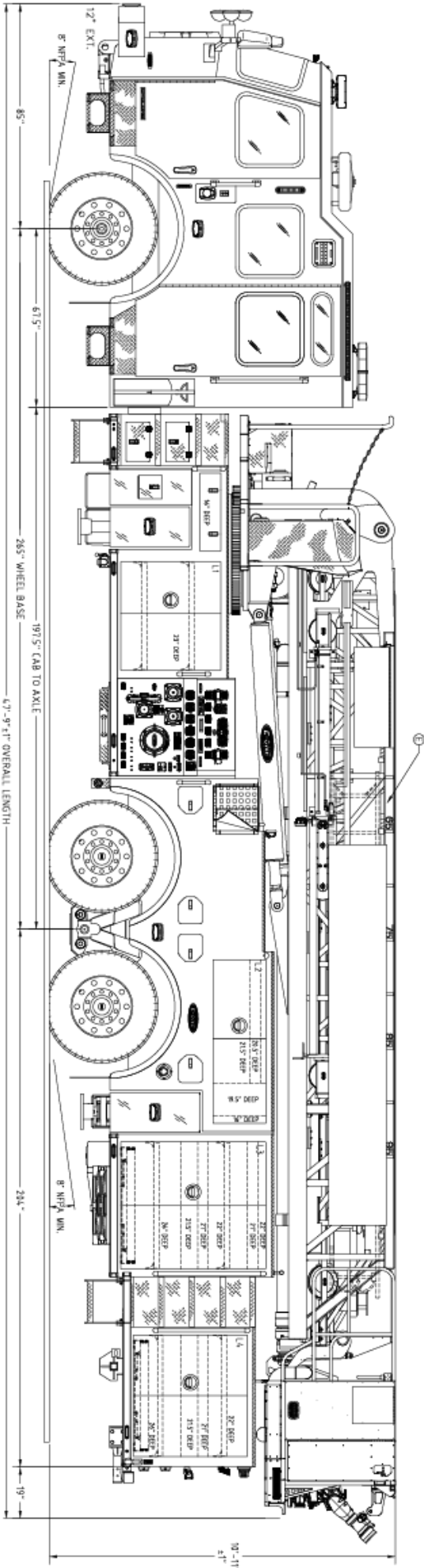
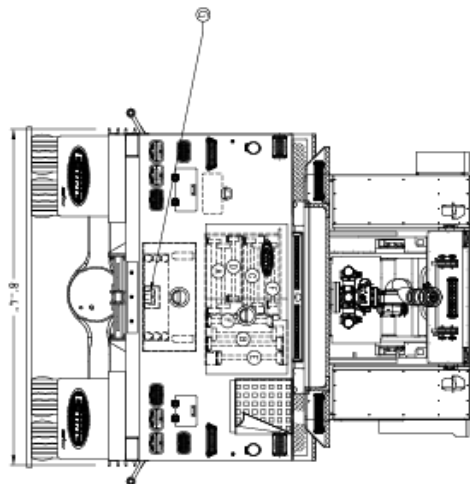
E-ONE CYCLONE CHASSIS
AERIAL BODY
HP95 MID-MOUNT PLATFORM

THIS DRAWING IS FOR REFERENCE PURPOSES. ALL DIMENSIONS ARE SUBJECT TO MINOR VARIATIONS DUE TO MANUFACTURING PROCESSES. THE USER SHALL BE RESPONSIBLE FOR VERIFYING ALL DIMENSIONS AND SUBJECT TO RETURN ON DRAWING UPON DELIVERY TO THE USER BY E-ONE, INC. OR CONTRACTOR AND ASSUMES ALL RISK FOR THE ORDER OR SUBMITTAL TO THE SERVICE FOR USE OR REPRODUCTION.

COMP.	OPENING	INTERIOR DIMENSION	HOSELOAD
L1	41W 38H	41W 38H	650" OF 5" LDM
R1	41W 38H	41W 38H	
L2/R2	62W 20H	62W 20H	NOTED
R3	48W 31H	48W 31H	NOTED
L3	48W 31H	48W 31H	NOTED
R4	19W 31H	19W 31H	NOTED
L4	46W 43H	46W 43H	NOTED
R5	46W 26H	46W 26H	NOTED

ITEM	LADDER LENGTH	MODEL NUMBER	QTY
A	35'-2"-SECT.	1200-A	1
B	28'-2"-SECT.	900-A	1
C	24'-2"-SECT.	875-A	1
D	20' ROOF	875-A	2
E	18' ROOF	775-A	2
F	14' ROOF	775-A	2
G	10' FOLDING	585-A	1

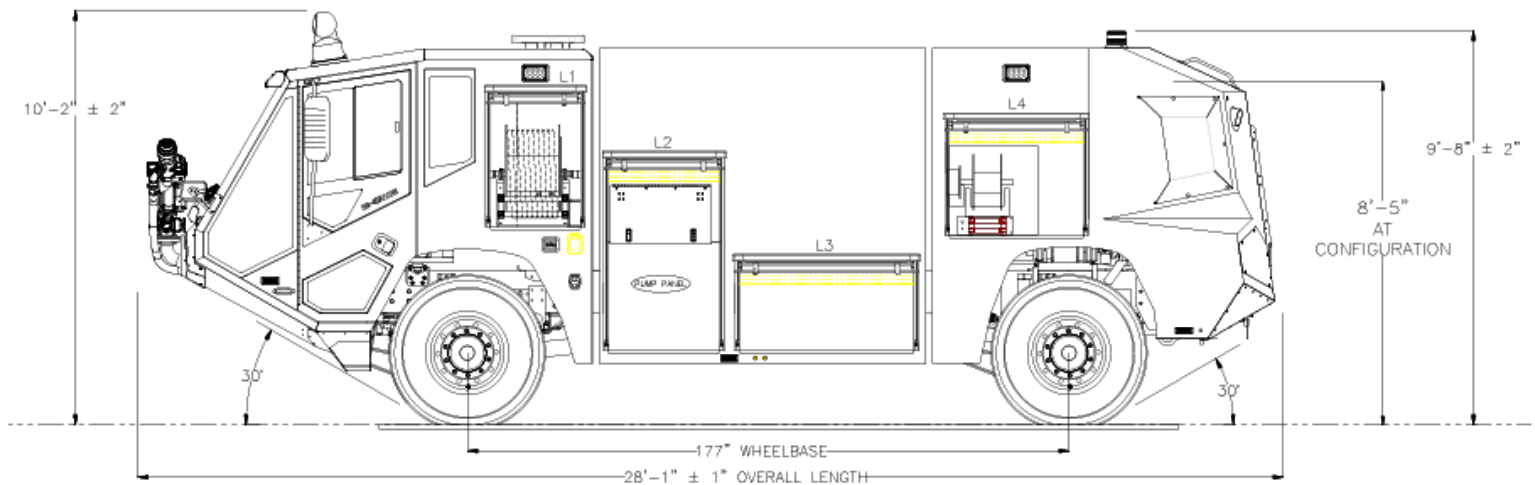
ONE ON AERIAL





UNITED STATES AIR FORCE ARFF AIR TRANSPORTABLE

Truck #148279



STANDARD FEATURES

- Certified for Air Transportability on C5, C17 and C130 aircraft models
- Extruded aluminum roll-cage cab design featuring seating for up to four (4) personal with ergonomic lay out of all firefighting and operational functions
- Air ride suspension with kneel feature
- Disc brakes on the front and rear axles offer unsurpassed performance exceeding Federal Motor Vehicle Safety Standards (FMVSS 121)
- Unsurpassed equipment storage with four (4) compartments located on each side to provide over 150 cu. ft. of usable storage capacity

PUMP & PLUMBING

- 1000 gal. (3,785 liter) polypropylene water tank and 140 gal. (529 liters) polypropylene foam tank featuring a lifetime warranty
- Darley PSP single stage pump rated up to 1,500 GPM (5,678 LPM)

TURRET OPTIONS

- Bumper and roof turret options available with flow rates of 375 GPM (1419 LPM) low flow / 750 GPM (2839 LPM) high flow
- Akrochem turret nozzles for greater reach and penetration

OPTIONS

- Dry chemical system up to 250 lbs. (113 kgs.)
- Hose reel and pre-connected hand line configurations
- Patented ECOLOGIC integrated foam testing system for accurate testing of foam percentages
- Winterization system for -40 F °/C ° extreme climates
- Auxiliary diesel generator up to 50 Kw @ 110 volts
- Thermal imaging camera packages for limited visibility conditions
- Scene / quartz lighting options for night operations
- Davit crane available for lowering removable options to ground level



UNITED STATES AIR FORCE

SD148279 / Q134461

ARFF
P8AT 4X4

DRY CHEM	250 (113kg)	POUNDS
HALOTRON	-----	
FOAM TANK	140 (529L)	GALLONS
WATER TANK	1000 (3785L)	GALLONS
PUMP	DARLEY PSP	

COMPT.	OPENING	INTERIOR DIMENSION	
L1/R1	26W 36H	8W 36H 20W 48H	95D FWD 30D AFT
L2/R2	32W 49H	36W 57H	10D
L3/R3	50W 19H	53W 27H	18D
L4	39W 26H	27W 26H 15W 26H	22D FWD 13D AFT
R4	39W 26H	42W 26H	29D

