

TORONTO FIRE SERVICES

TORONTO, ON

SO.146009-13/Q117363

AERIAL BODY

E-ONE CYCLONE 6X4 CHASSIS

100' LADDER

THIS DRAWING IS FOR REFERENCE PURPOSES. ALL DIMENSIONS ARE SUBJECT TO MINOR VARIATIONS DUE TO MANUFACTURING PROCESSES.

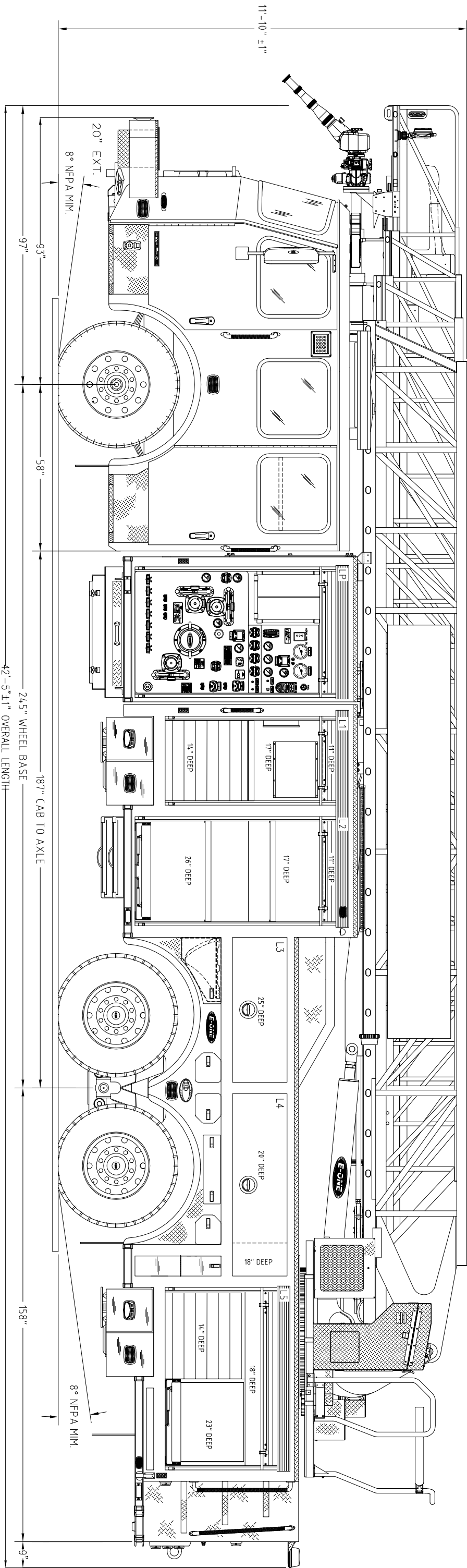
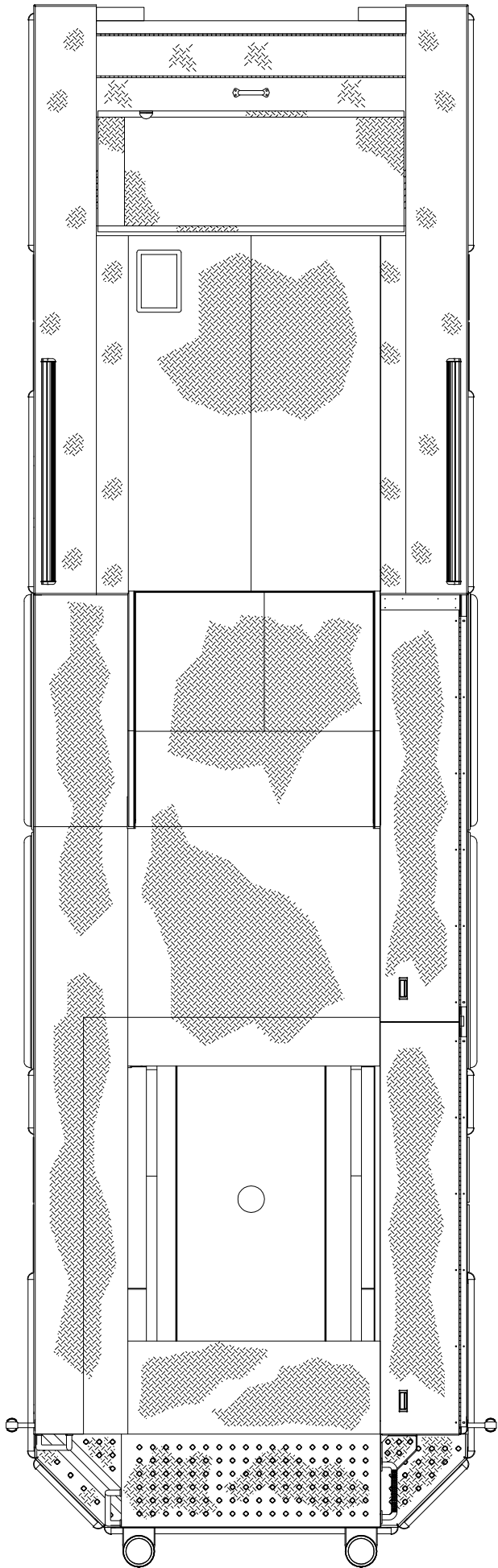
(FOR INTERNAL SALES PURPOSES ONLY)

DEALER APPROVAL _____ DATE _____

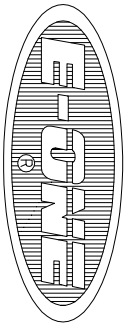
AS IS

CUSTOMER APPROVAL _____ DATE _____

WITH REVISIONS



DATE	BY	REV	DESCRIPTION	DATE	BY
2023-09-06	DM	01	QA APPROVALS		
			DESIGNING		
			APPROVAL		
			REVISIONS		



TORONTO FIRE SERVICES

TORONTO, ON

SO.146009-13/O117363

AERIAL BODY
E-ONE CYCLONE 6X4 CHASSIS
100' LADDER

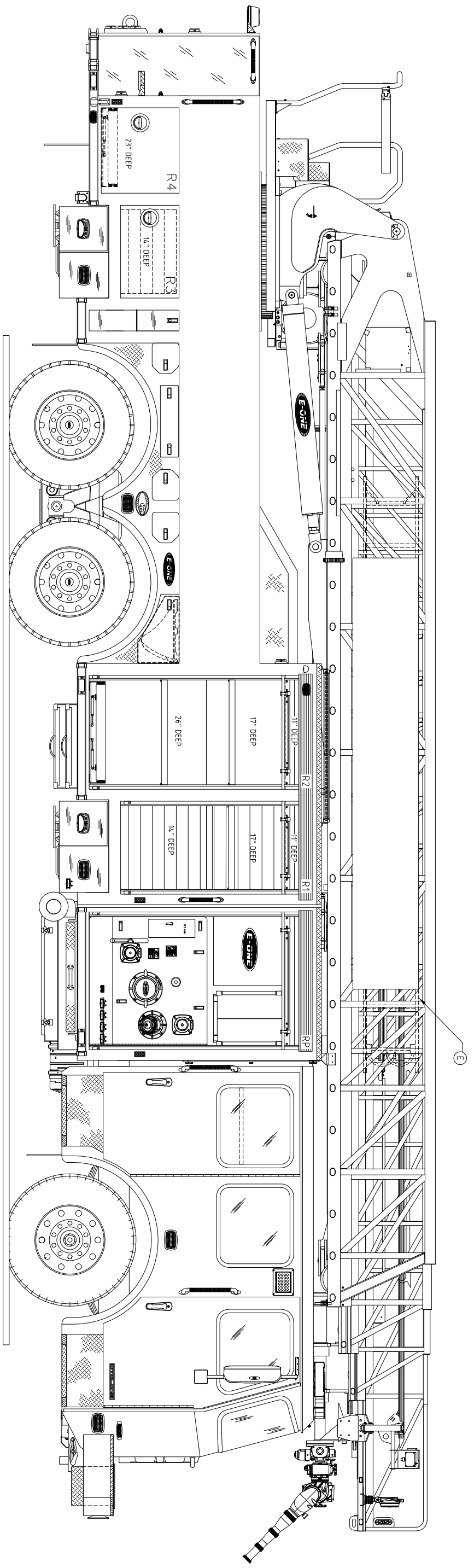
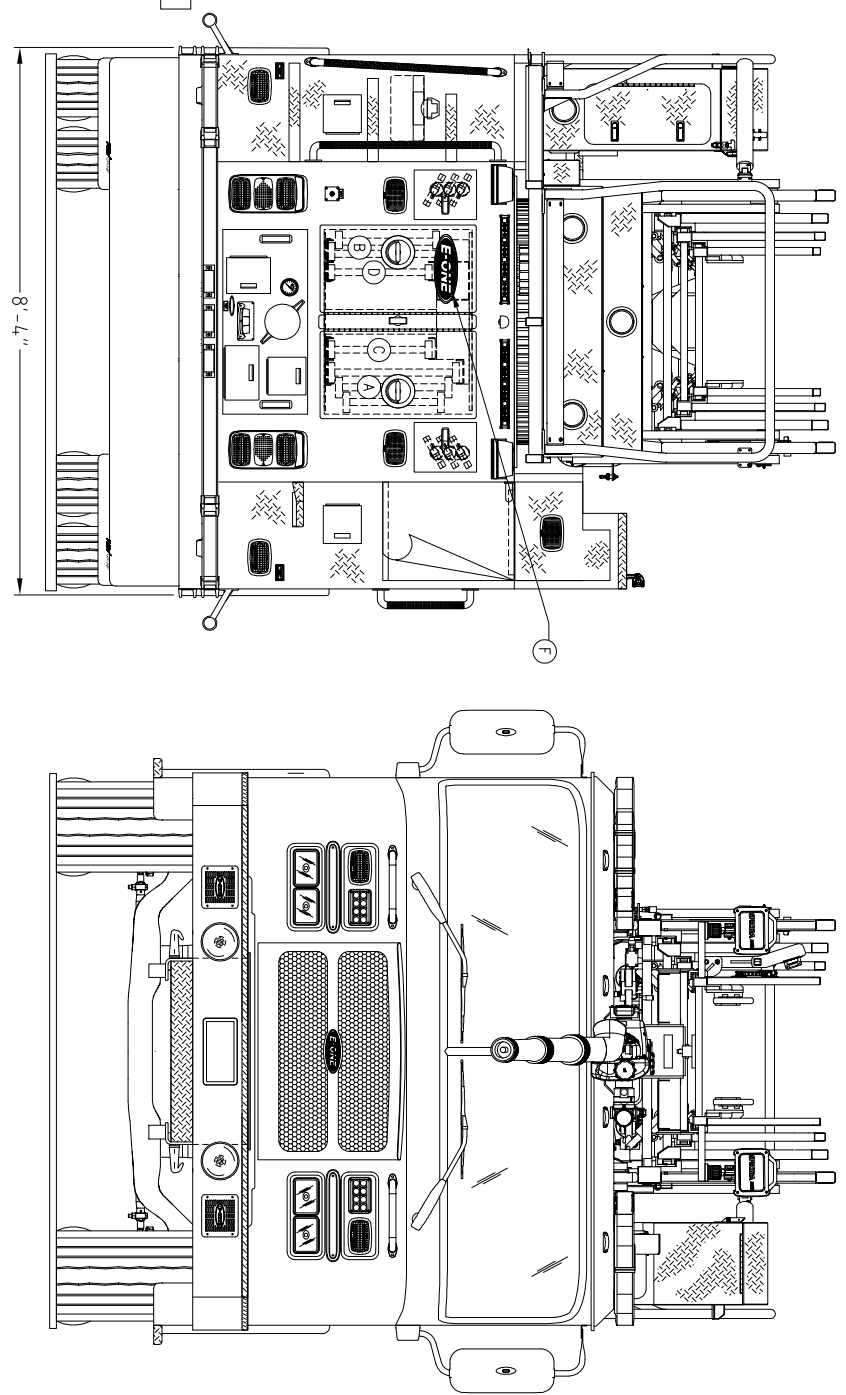
THIS DRAWING IS FOR REFERENCE PURPOSES. ALL DIMENSIONS ARE SUBJECT TO MINOR VARIATIONS DUE TO MANUFACTURING PROCESSES.
(FOR INTERNAL SALES PURPOSES ONLY)

DEALER APPROVAL _____ DATE _____ AS IS
CUSTOMER APPROVAL _____ DATE _____ WITH REVISIONS

6000 LPM WATEROUS CSU PUMP	HOSE LOAD:
500 GALLON WATER TANK	800' OF 2.5" DJ
	500' OF 4" LDH

COMP.	OPENING	INTERIOR DIMENSION
L1/R1	29W 54H	31W 25H NOTED UPPER 31W 29H 14D LOWER
L2/R2	36W 64H	38W 25H NOTED UPPER 38W 39H 26D LOWER
L3	50W 19H	50W 19H 25D
R3	31W 19H	30W 19H 10D
L4	63W 19H	63W 19H NOTED
R4	28W 26H	28W 26H NOTED
L5	61W 33H	63W 14H 18D UPPER 63W 27H NOTED LOWER

ITEM	LADDER LENGTH	MODEL NUMBER	QTY
A	35' 3-SECT.	1225-A 35'	1
B	24' 2-SECT.	900-A 24'	1
C	16' ROOF	875-A 16'	1
D	14' ROOF	775-A 14'	1
E	16' ROOF	875-A 16'	1 ON AERIAL
F	10' FOLDING	585-A 10'	1



DATE	C2	CSB NUMBERS	2023-0917-05	APPROVED
DRAWN BY	REV	DESCRIPTION	DATE	
APPROVAL	REVISIONS			