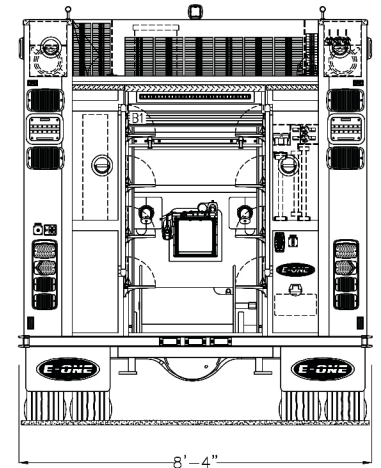
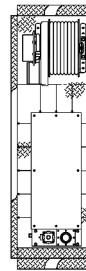
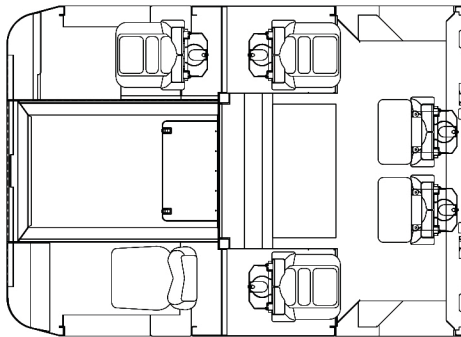




HAW RIVER FIRE DEPARTMENT
HAW RIVER, NC
SO.143465 / QUOTE 97059
CUSTOM 42 RESCUE PUMPER
E-ONE TYPHOON 4X2 CHASSIS

1500 GPM HALE QMAX PUMP		HOSE LOAD:			
1000 GALLON WATER		400' OF 3.00" DJ			
30 GALLON INTEGRAL "A" FOAM CELL		1000' OF 5.00" LDH			
		200' OF 1.75" DJ			
COMPT.	OPENING	INTERIOR DIMENSION			
L1/R1	42W 68H	42W 34H 12D	UPPER		
		42W 30H 26D	LOWER		
L2/R2	56W 34H	56W 34H	12D		
L3/R3	50W 68H	36W 34H 12D	FRONT UPPER		
		36W 30H 26D	FRONT LOWER		
		14W 34H 10D	REAR UPPER		
		14W 30H 24D	REAR LOWER		
B1	36W 53H	38W 52H	26D		
THIS DRAWING IS FOR REFERENCE PURPOSES. ALL DIMENSIONS ARE SUBJECT TO MINOR VARIATIONS DUE TO MANUFACTURING PROCESSES.					
APPROVED FOR PRODUCTION					
DESIGNER: V. HAYDEN		DATE: 2019-NOV-04			



HOSEBED HEIGHT:
 (FOR REFERENCE ONLY)
 TO TAILBOARD: 74"
 TO GROUND: 98"

