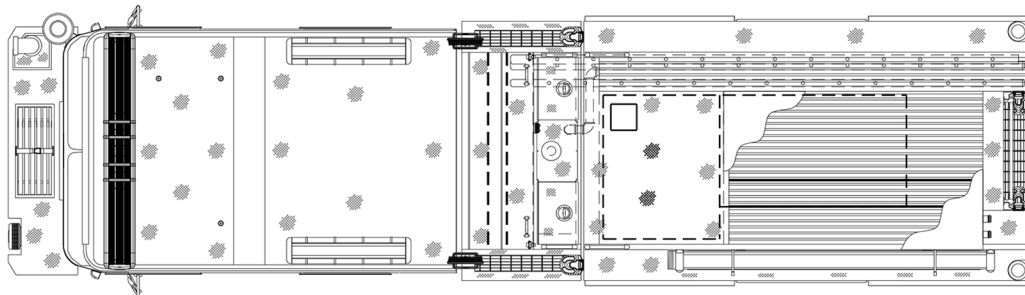
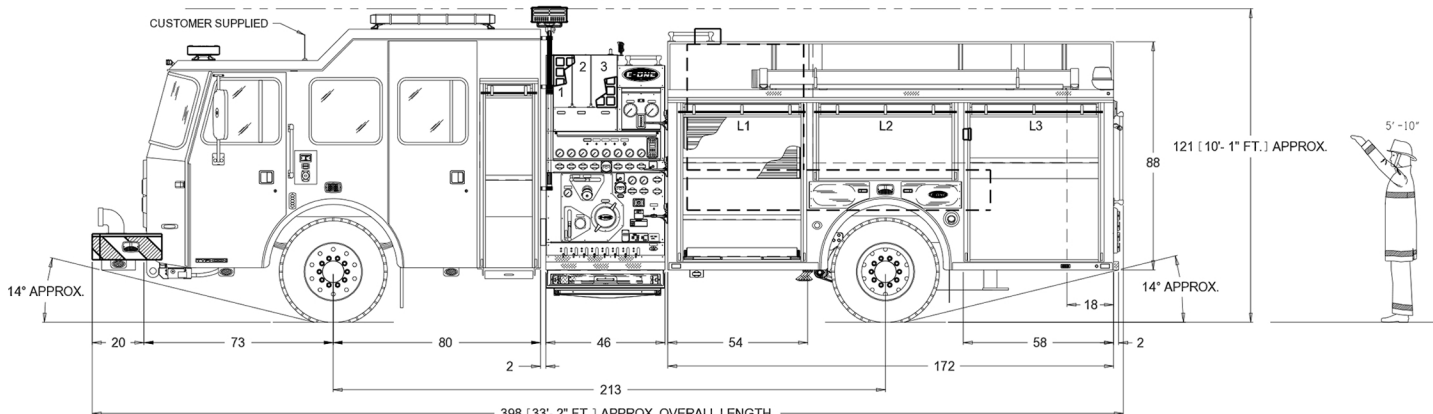


OFFICER SIDE VIEW

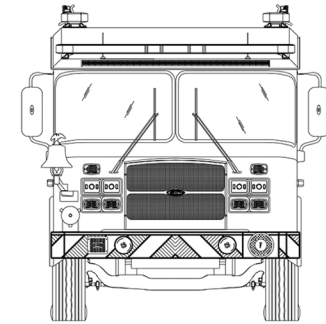


TOP VIEW

CROSSLAY #1 = 200' OF 1-3/4" HOSE CROSSLAY #2 = 200' OF 1-3/4" HOSE CROSSLAY #3 = 200' OF 2-1/2" HOSE



DRIVERS SIDE VIEW



FRONT VIEW



CITY OF NAPERVILLE

SO NO. 141479 (PSLS-TYPH)

PUMPER 750 GALLON L-TANK

TYPHOON EXTENDED 12" VISTA

FILE NAME: 141479 CITY OF NAPERVILLE

HOSE BED LAYOUT:

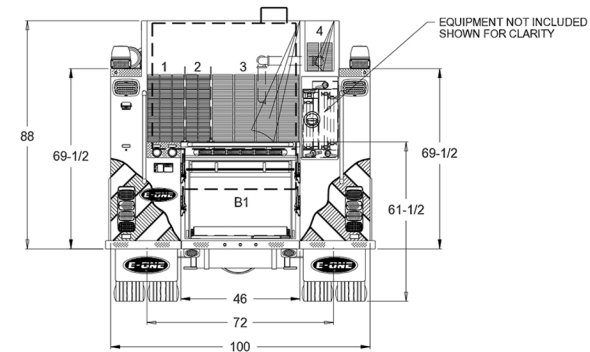
BED 1 = 700' OF 2-1/2" HOSE

BED 2 = 600' OF 2-1/2" HOSE

BED 3 = 1000' OF 5" HOSE

BED 4 = 300' OF 2-1/2" HOSE

PRECONNECT



REAR VIEW